




elt1016

ELECTRIC LIGHT TOWER

Higher quality, lower operating cost compared to diesel

KEY BENEFITS

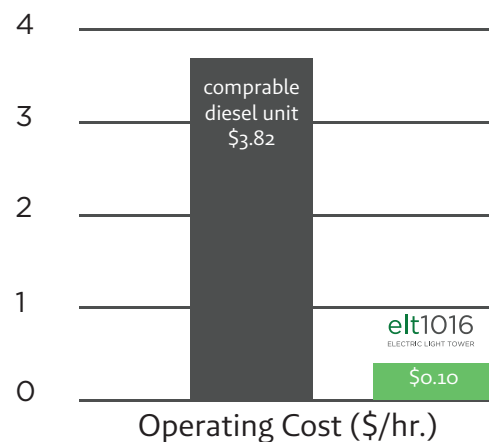
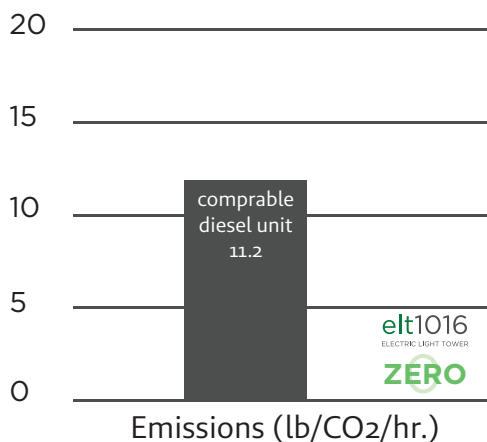
- 20 Hour run time
- Overnight charge 110v 1p 20a
- Zero emissions
- LED lamps rated for 50,000 hours (25 year life) instant-on vs 5-10 minute warm-up for metal halide
- Four 110V/20A convenience outlets
- Convenient towing hitch rated at 2,150 lb



ADDITIONAL BENEFITS

- State of the art lithium-ion battery
- Zero fossil fuels, zero greenhouse gasses
- Recharged from standard 110 or 220 outlet
- Operated and charges at internal pack temperatures down to -10°C (14°F) to +40°C (104°F)
- Proprietary LITHIUM WHISPERTECH™ battery system makes this machine silent - ideal for inside and neighborhood/urban environments
- Full charge in 5 hours, 220 outlet; and 12 hours, 110 outlet
- Same mast height and stowing size as comparable diesel units
- Four 110V/20A convenience outlets
- 10 hour timer eliminates potential battery run down
- LED lamps - brighter, more durable and higher quality light than traditional metal halide
- Light fixtures can be switched on independently
- Battery rated for 20,000 hours of run time
- Approved by the electrical safety authority field evaluation*

*This unit has been manufactured in compliance with the CSA Model Code SPE-1000-13. It has been evaluated by ESAFE to these requirements



FOR MORE INFORMATION

sales@voltaenergyco.com
716.968.8658